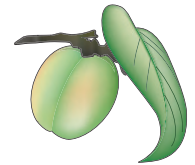


plum pox virus Detection Kit

Product name	Contents	Price (JPY)
plum pox virus Detection Kit	48 tests	47,900
	192 tests	182,000



Abstract

This kit is the product to detect plum pox virus (PPV) by reverse transcription and isothermal amplification reaction using LAMP (Loop-mediated Isothermal Amplification) method. This product can test whether PPV exists in a Japanese apricot (*Prunus mume*). In this kit, a part of PPV genomic RNA is amplified using LAMP method, and PPV infection is judged by the existence of amplification. This kit is effective for the highly-sensitive detection of PPV. It was developed by the Plant Clinic of the University of Tokyo.

The Plant Clinic of the University of Tokyo detected first PPV-D from the Japanese apricot (*Prunus mume*) in Japan March 2009. And then, they developed the LAMP method to detect the PPV from results of the gene analysis of PPV-D which was detected in Japan.



Left: Color bleaching symptom on petal
Right: Chlorotic ringspots on leaf

Overview

Simple and easy method

You can get the sample by the toothpick without RNA extraction and purification method.

Clear judgement

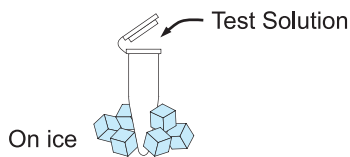
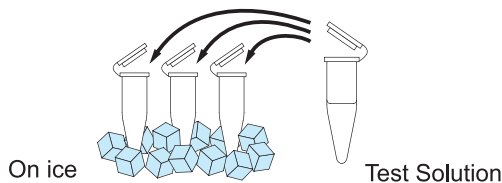
You can observe the result by fluorescence visual detection without electrophoresis.

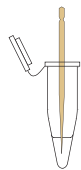
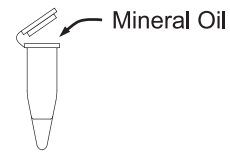


Component



- PPV Detection Solution
- Fluorescent Detection Reagent
- Enzyme Solution
- Positive Control
- Mineral Oil
- Reaction Tube
- Instruction Manual


Protocol
1 Prepare Test Solution

2 Divide Test Solution into each Test Tube

3 Prick a ringspot of the leaf with a toothpick

4 Dip the toothpick in Test Solution

5 Add Mineral Oil

6 63°C, 1 hour (Nucleic acids amplification)
7 80°C, 2 minutes (Enzyme inactivation)
8 Judge the result

UV transilluminator or UV lamp

Visual detection

Light red
PPV negative

Vivid yellow
PPV positive

Example


Products

Product name	Contents	Price (JPY)
TYLCV Detection Kit	10 tests	33,300
	50 tests	33,300
<i>Candidatus Liberibacter</i> Detection Kit	48 tests	42,200
	192 tests	138,800
<i>Bursaphelenchus xylophilus</i> Detection Kit	24 tests	22,200
	96 tests	86,600
<i>Bemisia tabaci</i> Q biotype Detection Kit	12 tests	17,200

【License agreement】
 plum pox virus Detection Kit is licensed from Eiken Chemical Co., Ltd.
 Nippon Gene Co., Ltd. has been granted the license to development, manufacture and sell the kit for plum pox virus identification.

Information

NIPPON GENE CO., LTD.

Address 1-8-7, Toiya-machi, Toyama 930-0834 Japan
 TEL +81-76-451-6548
 FAX +81-76-451-6547
 URL <http://nippongene-analysis.com/>
 E-mail support@nippongene-analysis.com